

Wonder® Kid Costume

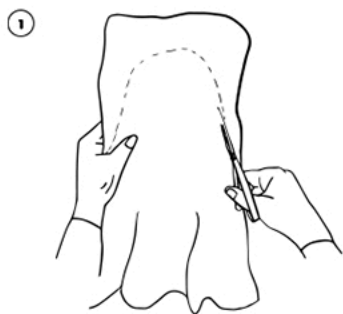
Saving humanity with every slice. Stand out with a Wonder Kid cape, mask and arm bands. Super powers not included.

Note: These instructions are not kid-friendly. Please ensure that only an adult is making this creation using these instructions, even if it is for a child.

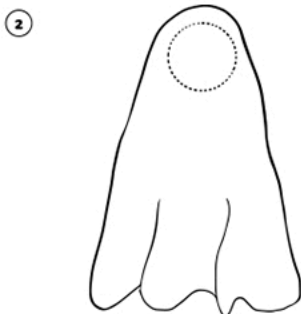
What You'll Need

- Red Material
- Yellow Eye Mask
- 2 Sweat Bands
- Adhesive Velcro
- Big Sticker
- Print Friendly Sticker Paper
- Printer

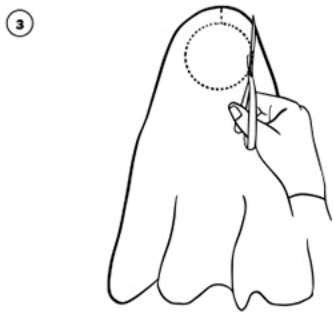
Instructions



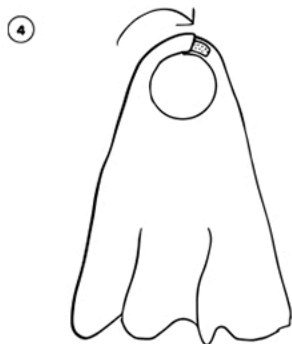
Cut the red fabric in the shape of a cape. It should look like a ghost.



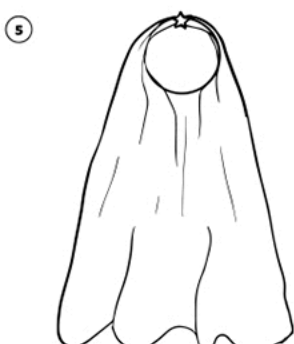
Mark a circle for the neck.



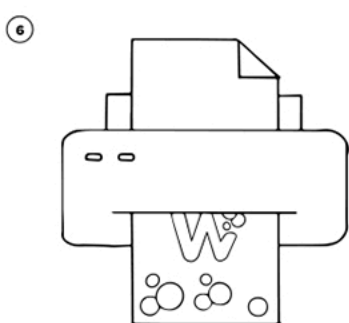
Make a clean cut through the material around the circle.



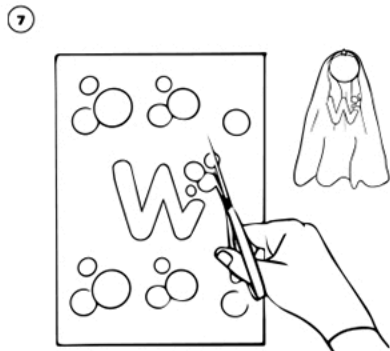
Stick the edge back together using your adhesive velcro.



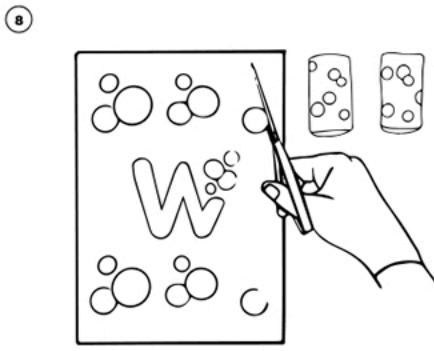
Seal it with your favorite sticker.




Print the Wonder elements on sticker paper



Cut and stick the W Logo and bubbles to the cape.



Cut and stick the wonder bubbles all around both bands.



Have a Wonderful time!

